



# TI-25S

## Ultrasonic Thickness Gauge

- Measures from 0.025 to 19.999 inches (0.63 to 199.99 millimeters) switch to select English or metric units.
- Multi-function 4.5 digit liquid crystal display with 0.500 inch numerals, backlit for use in poor light conditions.
- Measurements displayed in inches, inches/microsecond, millimeters, and meters/second.
- Four readings per second for single point measurements.
- 8 pre-set velocities and 2 custom velocities.
- Ability to change between velocities without the use of computer software.
- Protected by 5-Year Warranty.

The TI-25S is ideal for the person that tests a few different materials regularly. The TI-25S contains 8 velocities of the most common materials (refer to complete list of Materials on side two) and two velocities that the user can set using a simple software program.

The tool's backlit display is easy to read, even in dim light, and the unit operates for up to 200 hours on a single set of batteries.



# TI-25S

## Specifications

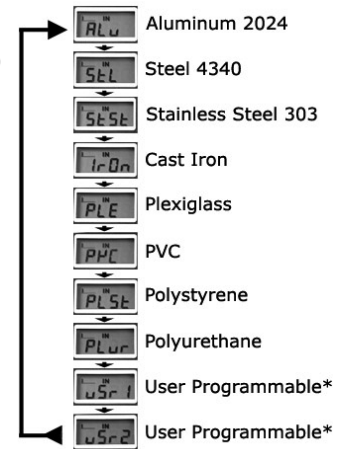
<b>Measuring Range</b>	0.025 to 19.999 inches <i>0.63 to 199.99 mm depends on material and probe used</i>
<b>Range in Steel</b>	0.025-6.00" (0.60-150.0 mm)
<b>Resolution</b>	0.001" (0.01 mm)
<b>Velocity Range</b>	0.0492 to .3937 in/ $\mu$ s <i>1250 to 10,000 meters/sec</i>
<b>Dimensions</b>	2.5" W x 4.75" H x 1.25" D (62.5 x 120.6 x 31.7mm)
<b>Display</b>	4½ - Digit, 0.5" Backlit LCD
<b>Probe</b>	1/4", 7.5 MHz, actual wearface is 3/8" (10 mm). Part No. T-102-3300
<b>Cable</b>	4 ft. (1.2 m) waterproof cable with non-polarized, quick-disconnect connectors. Optional lengths up to 50 ft. (15 m).
<b>Temp. Limits</b>	Ambient: -20 to 120° F (-30 to 50° C) Material: -0 to 200° F (-20 to 100° C) Special high-temperatre probes are optionally available.
<b>Battery Type</b>	Two 1.5V alkaline or 1.2V NiCad AA cells.
<b>Battery Life</b>	Typically operates for 200 hours on alkaline and 130 hours on NiCad.
<b>Weight</b>	10 oz. (283 g)
<b>Warranty</b>	Gauge: 5 Years Probes: 90 Days

## Velocity Settings

The TI-25S has 8 preset velocities and 2 custom velocities allowing the user to customize it for specific applications, or to tune the calibration to be optimized for a specific type of material.





Each time the "MATL Key" is pressed the velocity will toggle from one to the next in a circular pattern. The list of preset velocities are as follows:

1. Aluminum 2024 (0.251 in/ $\mu$ s)
2. Stainless Steel 303 (0.223 in/ $\mu$ s)
3. Steel4340 (0.233 in/ $\mu$ s)
4. Cast Iron (0.179 in/ $\mu$ s)
5. Plexiglass (0.106 in/ $\mu$ s)
6. PVC (0.094 in/ $\mu$ s)
7. Polystyrene (0.092 in/ $\mu$ s)
8. Polyurethane (0.070 in/ $\mu$ s)
9. Custom 1
10. Custom 2



*Note: If the Custom 1 & 2 are needed, they are set using the PC software (free) & downloaded to gauge using the data cable (optional, p/n N-306-0010)*

## Measuring Limits

	Minimum radius for convex surfaces	0.350" (8.9mm)
	Minimum radius for concave surfaces	3" (76.2mm)
	Minimum headroom	1" (25.0mm)
	Minimum sample diameter	0.150" (3.8mm)

## Complete Kit

The TI-25S is supplied as a complete kit with the gauge, probe, 4 oz. bottle of coupling fluid, 2 AA batteries, PC-based software, NIST-Traceable Calibration Certificate, and operating manual—all in a foam-fitted carrying case.

*Note: Data cable must be ordered separately to program User #1 and #2 custom velocities.*



**CHECK•LINE®**—PRECISION QUALITY CONTROL INSTRUMENTS